




Lifting Gear Hire Corporation

Phone: 800-878-7305 Fax: 708-430-3536

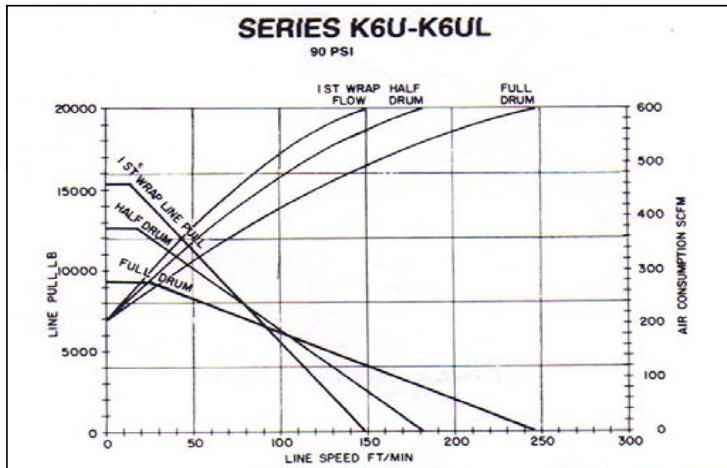
www.lgh-usa.com

10,000 lbs. Capacity Air Winch (K6UL)



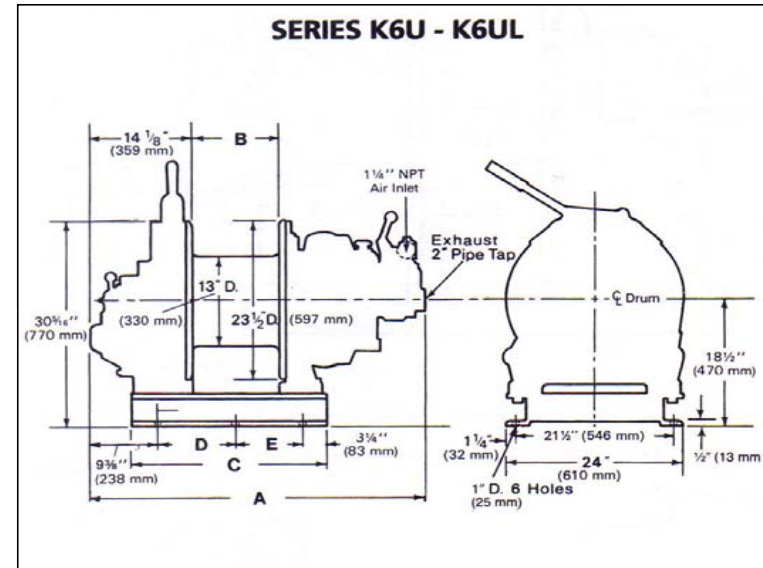
Winch Model:	K6UL	Manufacture:	Ingersoll Rand
Line Pull (lbs.) (Nominal Capacity)	10,000	Weight (lbs.):	1550 (No Cable)
Wire Rope Dia.. (in.)	5/8", 3/4", 7/8"	Line Speed (fpm)	55
Rope Anchor Hole Dia.:	1"	Drum Root Dia:	12 3/4"
Full Drum Capacity	1436' (5/8" wire rope) 1070' (3/4" wire rope) 775' (7/8" wire rope)	Motor HP:	24
		Avg. CFM Required:	600
		Drum Length	24"
		Max Stall Pull (lbs.)	15,000
		(First Layer @90 PSI)	

** Recommended working length is 80% rope capacity



Wire Rope Storage Capacities

5/8" - 1436'	Cable Strength 35,800 lbs.
3/4" - 1070'	Cable Strength 51,200 lbs.
7/8" - 775'	Cable Strength 69,200 lbs.



** NOTE: Cable Strength is the Breaking Strength.
The Recommended safety factor for wire rope is;
Pulling - 3.5:1 Lifting - 5.0:1

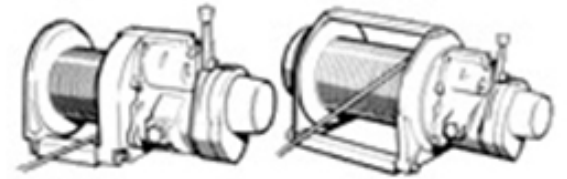
Dimensions:	
A	58 1/2"
B	24"
C	38 7/8"
D	16 3/4"
E	15 1/4"

** Nominal capacity rating complies with ANSI B30.7 for Base Mounted Drum Hoists. Provides 5:1 design factor based on the rated line pull.



LIFTING GEAR HIRE CORPORATION

PHONE: 800-878-7305 | FAX:708-430-3536 | www.lgh-usa.com



Wire Rope Selections for Winches *Lifting vs. Pulling*

Wire Rope Selection				
Rope Size (in.)	ⓈBreaking Strength in		Recommended Safe Working Load (lbs.)	
	2000 lb. tons	Wt./Ft. (lbs.)	Pulling 3.5:1 [Ⓢ]	Lifting/Lowering 5.0:1 [Ⓢ]
1/4 (0.25)	2.94	0.11	1,680	1,176
5/16 (0.31)	4.58	0.18	2,616	1,832
3/8 (0.38)	6.56	0.26	3,748	2,624
7/16 (0.44)	8.89	0.35	5,080	3,556
1/2 (0.50)	11.50	0.46	6,570	4,600
5/8 (0.63)	17.90	0.72	10,228	7,160
3/4 (0.75)	25.60	1.04	14,628	10,240
7/8 (0.88)	34.60	1.42	19,771	13,840
1 (1.00)	44.90	1.85	25,657	17,960
1 1/8 (1.125)	56.50	2.34	32,286	22,600

*Nominal capacity rating complies with ANSI 830.7 for Base Mounted Drum Hoists. Provides 5:1 design factor based on the rated line pull.

*Based on improved plow steel wire rope with independent wire core, except HSU models which require extra improved plow steel.

*Regarding ropes, ANSI 830. requires a minimum of 3:5:1 origin factor with 15:1 rope pitch diameter to drum diameter for most winching applications (e.g. pulling/hauling and anchor handling). For lifting and lowering a 5:1 design factor with an 18:1 rope pitch diameter to drum diameter is required.

*Extra improved plow steel IWRC wire rope.